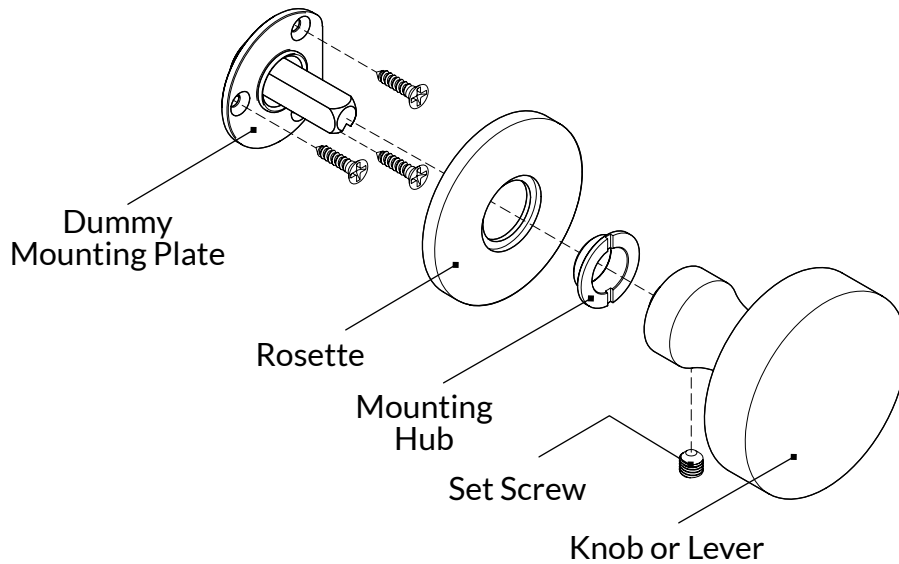




## TS-HD - TUBULAR SECTIONAL HALF DUMMY SET



(Figure 1)

### PREPARE DOOR

1. The mounting hardware is designed to work on solid doors. Carefully measure and mark the knob or lever location on the door. The height and backset should match those of your passage doors.

2. Drill a 3/4" diameter x 3/8" bore on each side of the door only where a dummy set will be. A half dummy will only require one bore. (Figure 2)

A full dummy set consists of two half dummies, attached on either side of the door. Lever sets will consist of one left and one right hand lever.

### INSTALL HARDWARE

3. Place the dummy mounting plate in the bore hole, making sure the set screw slot in the dummy spindle is facing downward, toward the floor.

4. Mark the screw locations and drill three 1/16" pilot holes. Secure the mounting plate to the door with the screws provided. (Figure 2)

**NOTE:** If the door has metal cladding, #6-32 flat head machine screws will be provided. The holes will need to be tapped prior to installation. Indicate metal cladding when ordering.

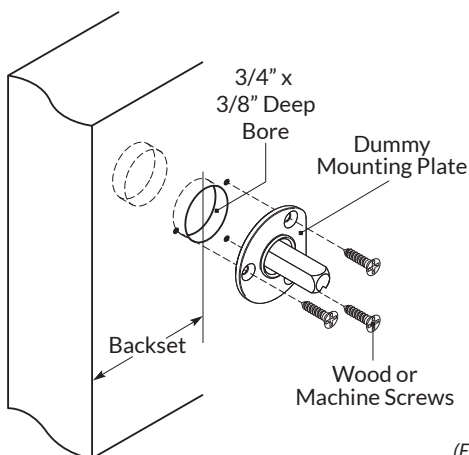
### INSTALL ROSETTES

5. Position a rosette over the mounting plate. Insert the mounting hubs and tighten into the mounting plates with the rosette installation tool.

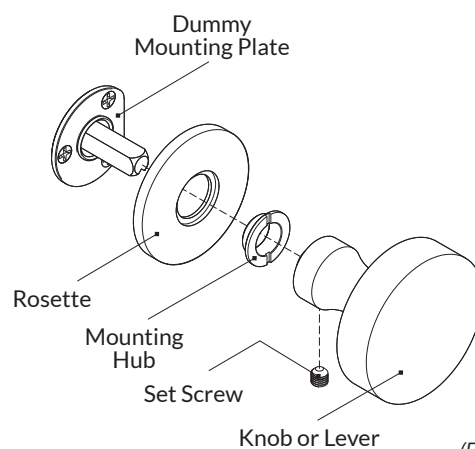
### INSTALL KNOBS OR LEVERS

6. With the set screw facing the floor, slide the knob or lever onto the spindle and snug the base to the rosette.

7. Secure the knob or lever to the spindle by firmly tightening the set screw with an Allen wrench. (Figure 3)



(Figure 2)

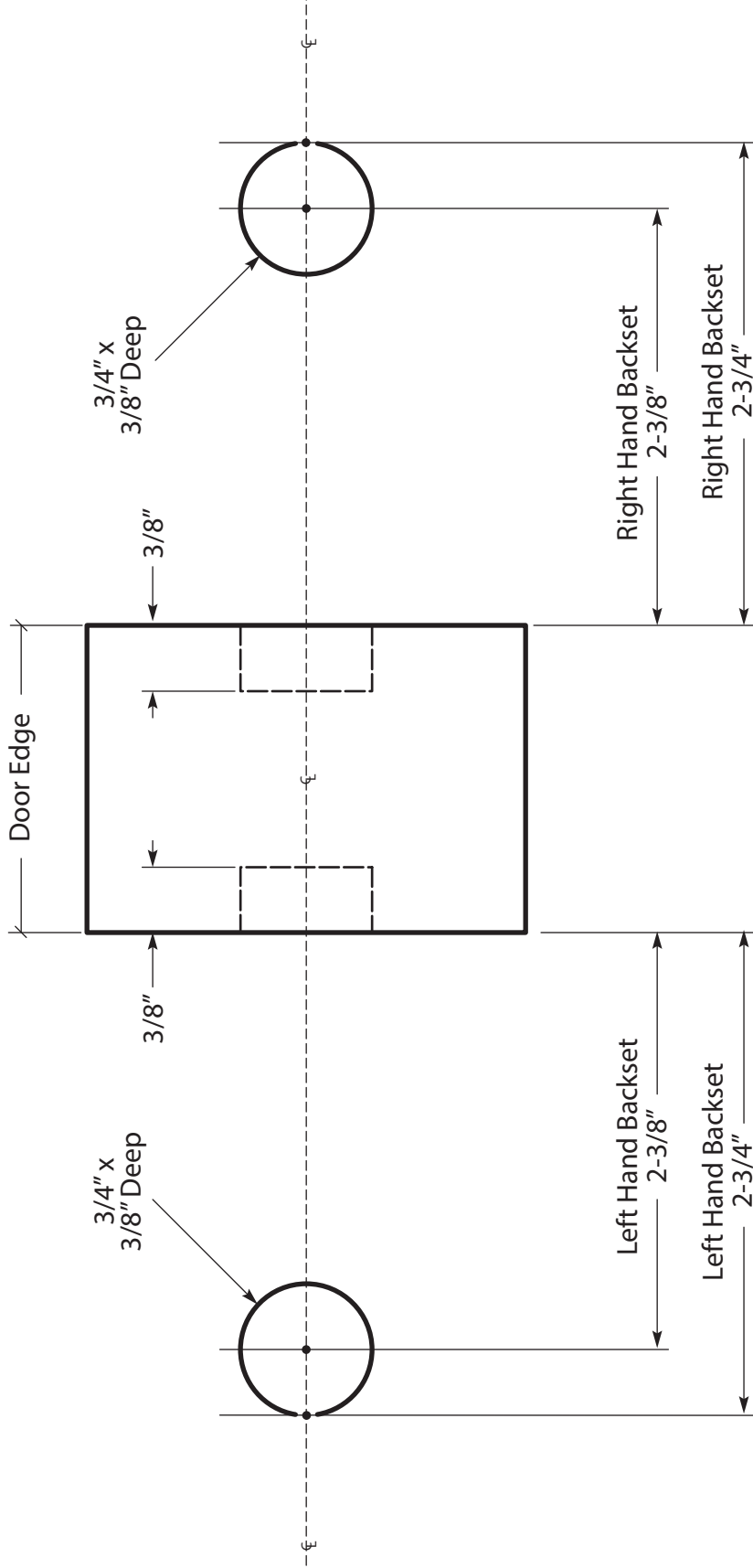


(Figure 3)





WATER STREET

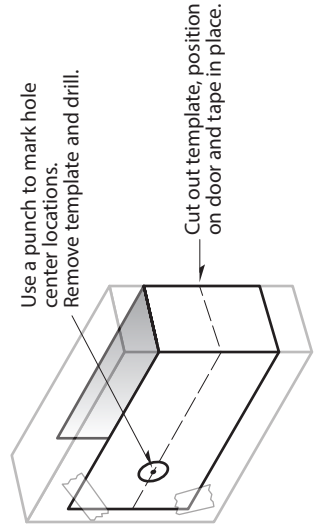
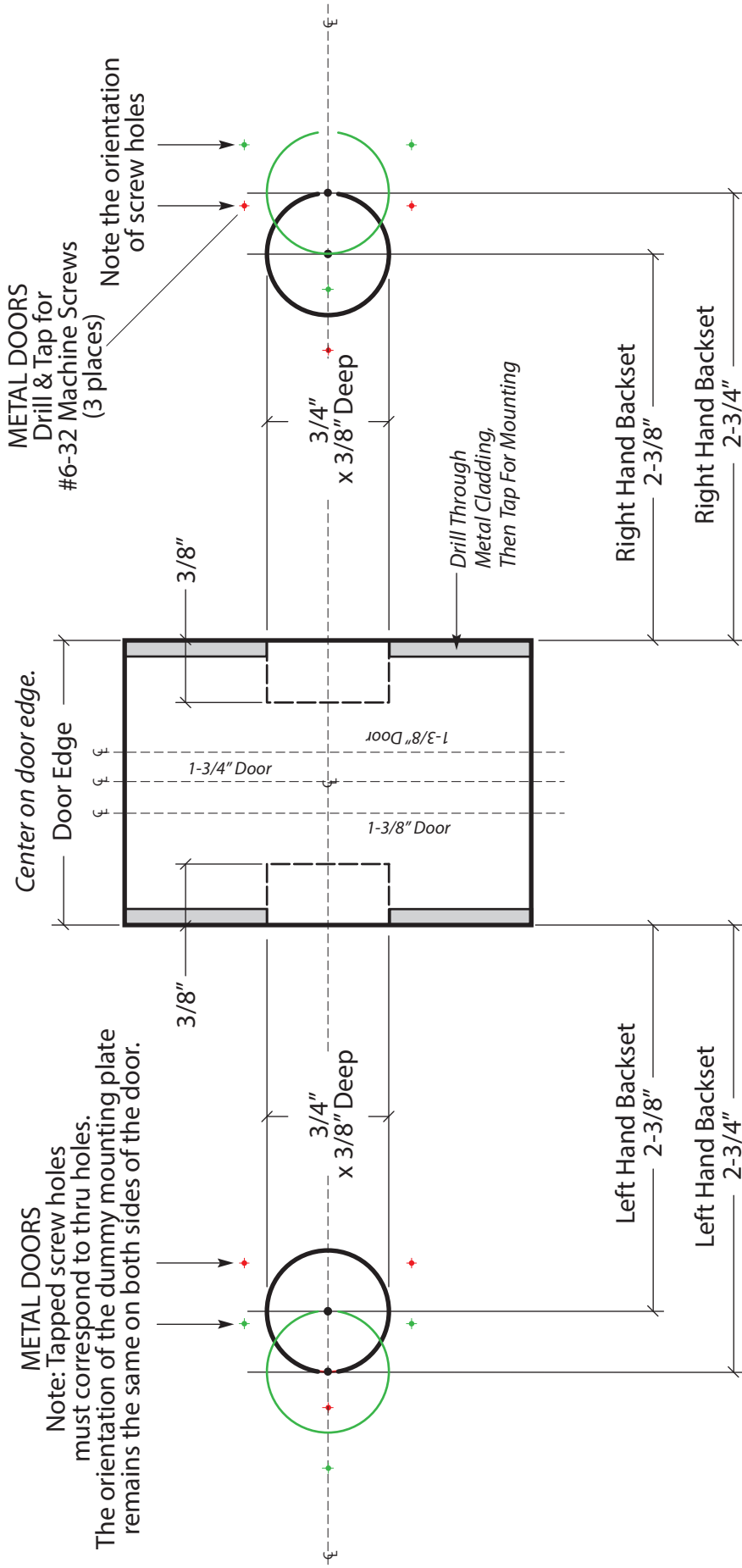


WS40021  
Dummy, LH & RH Template  
Sectional or Escutcheon Trim  
2-3/8" & 2-3/4" Backsets



**WATER STREET.**

JAMESTOWN NEW YORK



**WS40021\_M**  
Dummy, LH & RH Template  
Sectional Metal Doors  
2-3/8" & 2-3/4" Backsets

Proprietary And Confidential

© Water Street Brass, Co. Rev. 2024

Any reproduction in part or as a whole without the written permission of WSB Hardware, Inc. is prohibited.